

How to add News & Events to Member – Connect

LOG IN

Log into Member- Connect or sign up to be a member [HERE](#).

You need to be signed in to access this site.
Sign in below.

Sign in

Email Address

Password

☐ Remember me

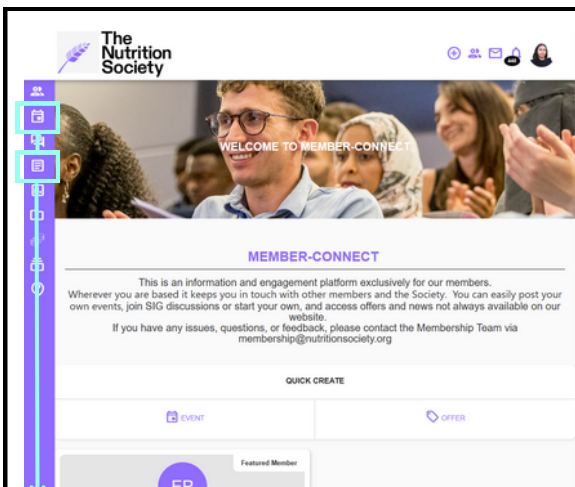
SIGN IN

[Request to Join](#)

[Forgot password?](#)

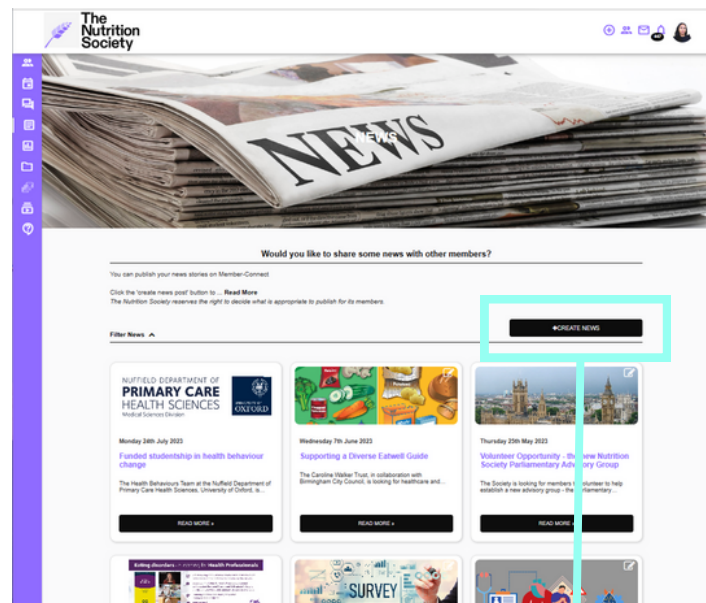
IF YOU ARE NOT A MEMBER REQUEST TO JOIN

HOME PAGE



Select the type of content (news or events) you would like to post

NEWS



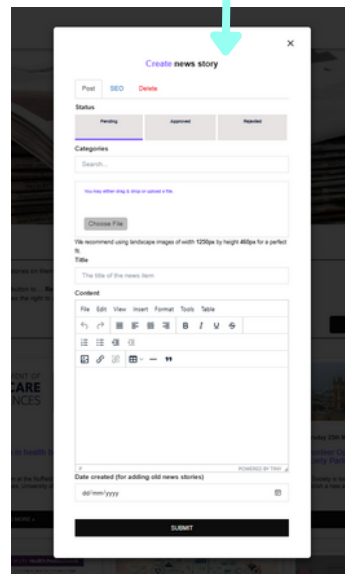
How to create/edit a news post

IMAGE We recommend using landscape images of width 1140px by height 400px for a perfect. Picture sizes can be edited on Canva.

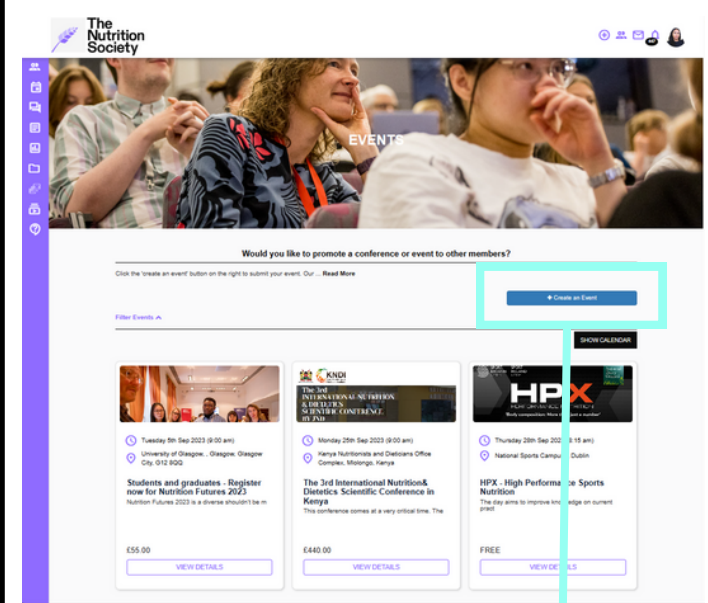
TITLE Add title for the news/event

CONTENT Brief description about the news/event, web links can be added

SUBMIT Click submit and wait for the news/ event to be approved by the Nutrition Society team



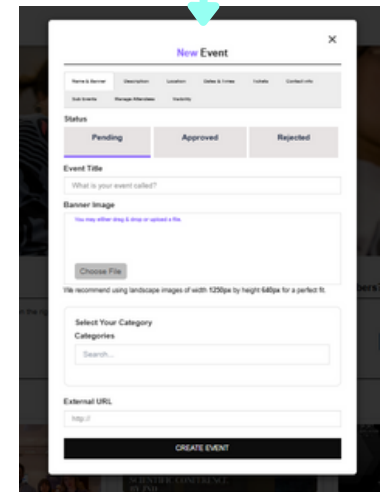
EVENTS



How to create/edit an event post

Click on the menu tabs in the new event box. Add name & banner, description, location, dates & times, tickets, contact info and visibility.

SUBMIT Click submit and wait for the event to be approved by the Nutrition Society team



How to add Member – Connect to your home screen

FIRST STEP

If you haven't already please register to memberconnect [HERE](https://www.nutrition-society.org/).

